



**BUDGET
BOOSTER**
CATALOGUE



**PLAYGROUND
IMAGINEERING**



How We Work

We understand the need to take the classroom outdoors and believe that a collaborative design approach works best. With over 20 years experience we are experts in creating bespoke outdoor learning environments that align with the curriculum and enhance outdoor learning.

We Listen:

When it comes to understanding your needs, we prioritise effective communication. If a site visit is suitable, we'll coordinate a meeting at a time that suits you. During this visit, we'll actively listen to your goals, engage in discussions, and conduct a comprehensive site survey. Whether you're envisioning a complete playground transformation or seeking enhancements for a specific play area, we're eager to visit you and truly understand your vision.

We Design:

We recognise the importance of taking the learning experience outdoors. Embracing a collaborative design approach, we work closely with you to create innovative solutions, even within constraints of space or budget. If off-the-shelf equipment doesn't fit your requirements, we're committed to designing customised solutions tailored to your needs.

We Make:

We take pride in turning conceptual designs into enduring realities through quality craftsmanship. We use premium materials sourced exclusively from reputable UK-based companies. This commitment ensures durability, safety, and support for local industries, creating outdoor spaces that stand the test of time.

We Transform:

We solidify our commitment to customer satisfaction. Once installation dates are agreed upon, we coordinate access arrangements with you. Our experienced installers, equipped with DBS certificates, bring our designs to life. Upon completion, you'll receive a comprehensive Customer Manual, inclusive of guarantees and advice on inspecting and maintaining the equipment. Going forward, we offer maintenance services to ensure the longevity of your investment.

You Enjoy!:

Our ultimate goal is to bring joy to the end-users—children. Picture the delight on their faces as they explore and utilise their new playground. It's not just about creating spaces; it's about cultivating environments where children can learn, play, and thrive. With our customer-focused approach, we aim to bring smiles and enjoyment to the forefront of every playground experience.

What makes us unique



1,867+

Playgrounds Installed



138,905+

Children Impacted



91,110+

Improved Hours of Play

Our business stands out because we prioritise the highest quality and safety in every aspect of our playground projects, from design to production to installation. We are committed to using eco-friendly materials, such as treated timber and HDPE plastic, across our product range. This commitment is increasingly critical due to rising government legislation, tendering criteria, and corporate responsibility targets.

We rigorously adhere to the European Safety Standard for playground equipment and impact-absorbing playground surfacing, ensuring that every piece of equipment we install meets stringent safety norms. Our team consists of specialists in their respective fields, dedicated to delivering high-quality products, reliable customer service, and professional maintenance. This comprehensive approach ensures that our playgrounds are safe, sustainable, and of the highest standard.

What truly sets us apart, however, is our personable approach. From the very beginning to the end of your project, we work closely with you to understand your specific needs and preferences. Our team is always accessible and responsive, ensuring clear communication and a smooth, collaborative process. We believe that building strong relationships with our clients is key to delivering customised solutions that exceed expectations. By providing a personalised touch, we make sure that every project is unique and perfectly tailored to the children it will serve.



Our Services

Site Survey



Let's chat about your school's playground dreams! Our complimentary survey dives into your ideas, needs, and how the children enjoy the space. It's all about turning your vision into playtime magic!

Custom & Bespoke



Custom and Bespoke Design! Imagine playground equipment as unique as your school. We craft one-of-a-kind wonders tailored to your needs. Let's turn your ideas into playtime reality!

3D Playground



Get ready for a sneak peek into the future. Our team creates a stunning 3D design proposal, giving you a vivid preview of your dream playground. See it before it's real!

Playground Installation



Our seasoned teams are here to bring your vision to life. From start to finish, we handle the installation with expertise, ensuring your playground becomes a reality seamlessly. Let's build some playtime joy together!

Safety Surfacing



Our specialists handle brand-new installations and repairs for playground surfacing, ensuring a safe and fun environment for everyone.

Repairs & Maintenance



Extend the life of your equipment! Our experts can repair and maintain your playground items, safeguarding your investment for the long run.

Product Key



Assembly Required – These items are delivered in a 'flat-packed' format and will need to be assembled on-site. All necessary components will be included, along with comprehensive assembly instructions to guide you through the process step by step.



Ground Fixing Required – For safety, these items must be securely fixed to the ground. Depending on the location, this may involve surface fixing or in-ground fixing. We can provide guidance to ensure the correct fixing method and supply the appropriate fixings at an additional cost.

Wall Mounted Required – We offer a fixing kit suitable for various types of walls or fencing. Our team can provide advice on the most appropriate fixing solution based on the specific location where the unit will be installed. Necessary fixings can be supplied at an additional cost.

Index

7-13

Sensory &
Discovery

14-21

Outdoor
Furniture

22-25

Self Selection
Storage

26-31

Curriculum
Storage

32-39

Art & Mark
Making

40-47

Stages &
Playhouses

48-56

Construction
Play

57-63

Messy Play

67-71

Sand Play

72-79

Music & Sensory
Play Panels

80-88

Active Play



Sensory & Discovery

All of our five senses play a crucial role in a child's development. Sensory play is more than just fun; it is an essential part of how children explore the world around them. Our outdoor sensory play equipment is designed to engage all five senses, helping children learn and grow through hands-on, multisensory experiences. By stimulating different senses, sensory play aids in the development of cognitive, social, emotional, and physical skills.





Tuff Spot Super Store

IMAG-TUSPSUST

(Various Sizes)

£372



Self Select Multi Hieght Set

IMAG-SESEMUHESE

(Various Sizes)

£434



Wheelchair Tuff Spot Stand

IMAG-WHTUSPST
W: 0.95m, H: 0.95m

£190



Tuff Spot Friendly Picnic Bench

IMAG-TUSPFRPICBE
L: 1.40m, W: 1.40m, H: 0.57m

£362





Tuff Trays

IMAG-TUFTRA

L: 0.95m, W: 0.95m, H: 0.06m

(Various colours available)

£17




Hexagonal Investigation Table

IMAG-HEINTA

L: 1.46m, W: 1.80m, H: 0.60m

£758



Activity Table
IMAG-ACTTAB
L: 1.59m, W: 1.05m, H: 0.62m
£975



Planters
IMAG-PLANTE
(Various Sizes)
Starting from £120




Large Insect Hotel
IMAG-LAINHO
(Various sizes)
Starting from £255



Outdoor Furniture

Our outdoor playground furniture, including welly racks, sheds, picnic benches, and seating, adds practicality and enrichment to any space. It encourages children to stay organised, fostering independence and responsibility. Seating and benches promote social interaction, supporting communication and teamwork.

These functional additions create an inviting, organised environment that enhances outdoor play and builds a sense of community.







Mobile Welly Storage

IMAG-MOWEST

L: 0.87m, W: 0.50m, H: 0.95m

£236



Mobile Clothing & Welly Storage

IMAG-MOCLWEST

L: 0.87m, W: 0.50m, H: 0.95m (Welly unit)

L: 1.30m, W: 0.50m, H: 1.30m (Clothing Unit)

£520



Mobile Clockroom Storage

IMAG-MOCLST

L: 1.00m, W: 0.50m, H: 1.08m

£222



Waterproof & Welly Shed

IMAG-WAWESH

L: 1.15m, W: 0.65m, H: 1.60m

£473



Deluxe Grass Top Stools

IMAG-DEGRTOST

L: 0.40m, W: 0.40m, H: 0.45m

£124



Picnic Table - Round

IMAG-PITARO

L: 1.80m, W: 1.80m, H: 0.72m

£397



Picnic Table - Rectangle

IMAG-PITARE

L: 1.50m, W: 1.40m, H: 0.72m

£254



Game Top Picnic Tables

IMAG-GATOPITA

(Various games available)

L: 1.50m, W: 1.20m, H: 0.74m

£860



Stratford Picnic Table

IMAG-STPITA

L: 1.15m, W: 0.95m, H: 0.54m

£654



Backless Bench (Langford)

IMAG-BABELA

L: 1.20m, W: 0.50m, H: 0.41m
(1.80m length also available)

£236



Bench (Langford)

IMAG-BENLAN

L: 1.20m, W: 0.66m, H: 0.44m
(1.80m length also available)

£444






Self Selection Storage

Discover our self-selecting storage, which offers children a unique opportunity to take charge of their play and learning experiences. By allowing them to independently access and organise resources, this type of storage fosters decision-making, independence, and responsibility. It encourages children to explore materials at their own pace, promoting curiosity and creativity.

Additionally, self-selecting storage supports fine motor development as children handle and arrange items, while also enhancing cognitive skills like categorisation and problem-solving. Beyond practical benefits, it nurtures a sense of ownership and confidence, making it a valuable addition to any child-centered environment.





The Play & Grow Shed

IMAG-PLGRSH

L: 1.64m, W: 0.93m, H: 1.15m

£572



The Tidy Tub Shed

IMAG-THTITUSH

L: 1.68m, W: 0.63m, H: 1.14m

£314



Loose Parts Shed

IMAG-LOPASH

L: 1.15m, W: 1.15m, H: 1.70m

£1,776



Learning Shed with Walk in Store

IMAG-CUCOWAST

L: 2.40m, W: 2.16m, H: 1.80m

£1,348



Flexi Shelf Storage Shed

IMAG-FLSHSTSH

L: 1.15m, W: 0.95m, H: 1.70m

£535



Curriculum Storage

Similar to our self-selection storage sheds, these sheds are curriculum-based, designed to support children in taking an active role in their learning journey. By offering easy access to educational materials, they foster independence, responsibility, and decision-making skills. These sheds encourage children to engage with resources that spark curiosity and creativity, promoting exploration at their own pace. They also support cognitive development through organisation, categorisation, and problem-solving, while fine motor skills are enhanced as children handle and arrange items.

Please note: The items displayed inside the storage sheds in the images are for demonstration purposes only and are not included with the product.





Curriculum Shed Collection (4 PK)

IMAG-CUSHCO

L: 1.20m, W: 0.59m, H: 1.55m

£1,725



Reading Shed

IMAG-REASHE

L: 1.20m, W: 0.59m, H: 1.55m

£470





Water & Sand Shed

IMAG-WASASH

L: 1.20m, W: 0.59m, H: 1.55m

£470



Chalkboard Writing Shed

IMAG-CHWRSH

L: 1.20m, W: 0.59m, H: 1.55m

£470



Numbers Shed

IMAG-NUMSHE

L: 1.20m, W: 0.59m, H: 1.55m

£470



Construction Shed

IMAG-CONSH

L: 1.20m, W: 0.59m, H: 1.55m

£470



Art Studio Shed

IMAG-ARSTSH

L: 1.70m, W: 0.90m, H: 1.60m

£661



Toddler Counting & Sorting Shed

IMAG-TOCOSOSH

L: 1.20m, W: 0.62m, H: 1.21m

£436





Toddler Reading Shed

IMAG-TORESH

L: 1.20m, W: 0.62m, H: 1.21m

£436



Market Store

IMAG-MARSTO

L: 1.30m, W: 0.61m, H: 1.30m

£405



Art & Mark Making

Our art and mark-making products, including mark-making boards, easels, and play panels, provide children with endless opportunities for creative expression and skill development. These tools inspire imagination while promoting fine motor skills, hand-eye coordination, and early literacy through drawing, writing, and painting.

They encourage open-ended exploration, allowing children to communicate ideas and emotions in a hands-on, engaging way. Additionally, using these products fosters confidence, independence, and problem-solving as children experiment with different techniques and materials. Beyond creativity, our art and mark-making products support cognitive growth, self-expression, and collaboration, making them invaluable for any learning environment.





Mobile Chalkboard Easel

IMAG-MOCHEA

L: 1.22m, W: 0.65m, H: 1.00m

£180



Mobile Drywipe board Easel

IMAG-MODRBOEA

L: 1.22m, W: 0.65m, H: 1.00m

£180



Mobile Acrylic Easel

IMAG-MOACEA

L: 1.22m, W: 0.65m, H: 1.00m

£173




Mobile Art Easel Set (Pk 3)

IMAG-MOAREASE

L: 1.22m, W: 0.65m, H: 1.00m

£475



Wall Mounted Chalkboard

IMAG-WAMOCB
L: 1.20m, H: 0.80m

£143



Wall Mounted Drywipe Board

IMAG-WAMODRBO
L: 1.20m, H: 0.80m

£135



Wall Mounted Acrylic Board

IMAG-WAMOACBO

L: 1.20m, H: 0.80m

£178



Paint Play Panel

IMAG-PAPLPA

L: 0.80m, H: 0.59m

£296



Chalkboard Play Panel

IMAG-CHPLPA

L: 0.80m, H: 0.59m

£336



Drywipe Play Panel

IMAG-DRPLPA

L: 0.80m, H: 0.59m

£325



Weaving Play Panel

IMAG-WEPLPA

L: 0.80m, H: 0.59m

£270



Stages & Playhouses

Our stages and playhouses prioritise building children's confidence, storytelling skills, and creative expression. These products provide a platform for role-play, imaginative scenarios, and collaborative performances, helping children develop self-assurance and communication abilities. By encouraging narrative exploration and dramatic play, they nurture language skills, social interaction, and problem-solving.

Whether performing on a stage or creating adventures in a playhouse, children are empowered to express themselves artistically and emotionally. These versatile spaces foster creativity, collaboration, and holistic development, making them an essential addition to any child-centered environment.





Banquo Stage

IMAG-BANSTA

L: 2.44m, W: 1.60m H: 1.22m

£830



Deluxe Grass Top Stools

IMAG-DEGRTOST

(Various sizes)

£124



Mushroom Table & Chairs

IMAG-MUTACH

(Various sizes available.
Seats also sold separately)

£438




Free Standing Discovery Hut

IMAG-FRSTDIHU

L: 1.56m, W: 2.05m, H: 1.87m

£1,158



Art Playhouse

IMAG-ARPLHO

L: 2.73m, W: 1.73m H: 2.14m

£1,194



Timber Playhouse

IMAG-TIPLHO

L: 1.35m, W: 1.37m. H: 1.88m

£875



Large Timber Playhouse

IMAG-LTILPH

L: 2.16m, W: 1.80m, H: 1.78m

£991



Large Timber Playhouse with Stage

IMAG-LTPHST

L: 2.82m, W: 2.18m, H: 1.78m

£1,308



Large Timber Playhouse (Chadwell)

IMAG-LATIPLCHST

L: 1.99m, W: 2.59m. H: 1.85m

£1,290




Playhouse with Sandbox

IMAG-LTPHSB

L: 2.16m, W: 1.80m. H: 1.78m

£1,112




Role Play Cabin

IMAG-ROPLCA

L: 1.76m, W: 61.76m, H: 1.85m

£1,110



Storytellers Chair

IMAG-STOCHA

L: 0.77m, W: 0.57m, H: 1.50m


£384



Constuction Play

Construction Play, involves children using available materials to create, build, and bring new ideas to life. This type of play fosters critical thinking, creativity, and problem-solving as children experiment, design, and explore how things work. It also boosts confidence as they see their imaginative concepts take shape.

Our range of product can offer endless opportunities for pupils to engage in meaningful, hands-on learning. These tools and materials enable young builders to turn their visions into reality, promoting development and inspiring a love for learning through play.







Builders Yard Storage Unit

IMAG-BUIYARSTUN

L: 1.80m, W: 0.70m, H: 0.06m

£334



Bucket & Pulley

IMAG-BUCPUL

(Various sizes)

£143




Workbench

IMAG-WORKBE

L: 1.85m, W: 0.63m. H: 1.15m

£390



Wall Mounted Chalkboard

IMAG-WAMOCH

L: 1.20m, H: 0.80m

£143



Wall Mounted Drywipe Board

IMAG-WAMODRBO

L: 1.20m, H: 0.90m

£135



Mini Skip

IMAG-MINSKI

L: 1.18m, W: 0.70m, H: 0.65m

£290



Wooden Wanderer Wheelbarrow

IMAG-WOWAWH

L: 1.20m, W: 0.6m, H: 0.25m

£465



Wooden Wayfarer Wheelbarrow

IMAG-WOWAYWH

L: 1.18m, W: 0.59m, H: 0.46m

£439



Loose Parts Creative Collection

IMAG-LOPACRCO

£499



The Builders Obstacle Course (32 pcs)

IMAG-THBUOBCO

£455



Cart & Lid

IMAG-CARLID

L: 0.65m, W: 0.62m. H: 0.57m

£147



Young Builders Bundle (27 pcs)

IMAG-YOBUBU

£153



Foam Bricks
IMAG-FOABRI
£118



Messy Play

Messy play is essential for childhood development, allowing children to explore textures, colors, and materials in an open-ended way. Activities like finger painting, mud play, and slime squishing foster sensory exploration, fine motor skills, and creativity.

Beyond the fun, messy play encourages cognitive growth and problem-solving, while also providing opportunities for social interaction and self-expression. This unstructured play supports a well-rounded, enriching childhood experience.





Mud Kitchen

IMAG-MUDKIT

L: 1.40m, W: 0.63m, H: 1.06m

£666



Deluxe Mud Kitchen

IMAG-DEMUKE

L: 1.80m, W: 0.65m, H: 0.87m

£930



Mud Store

IMAG-MUDSTOR

L: 0.60m, W: 0.60m, H: 0.58m

£93




Activity Table

IMAG-ACTTAB

L: 1.59m, W: 1.05m, H: 0.62

£758




Hexagonal Investigation Table

IMAG-HEINTA

L: 1.46m, W: 1.80m, H: 0.60m

£758



Scales

IMAG-SCALES

L: 0.49m, W: 0.21m, H: 1.20m

£183



Sleeper Planter

IMAG-SLEPLA

(Various sizes and shapes)

L: 1.80, W: 0.60m, H: 0.50m

£147



Mushroom Table & Chairs

IMAG-MUTACH

(Various sizes available.)

Seats also sold separately)

£491





Stepping Stones (5 pk)

IMAG-STESTO

(Various sizes)

Starting from £164.00



Water Play

Water play is a fundamental activity for childhood development, combining sensory exploration with opportunities for learning and growth. Splashing, pouring, and experimenting with water improve fine motor skills and introduce basic scientific concepts like buoyancy and flow.

This type of play fosters cognitive development, encourages problem-solving, and supports social interaction as children collaborate and share ideas. Water play goes beyond fun, providing a critical foundation for well-rounded, enriching childhood experiences.



Water Table

IMAG-WATTAB

L: 1.43m, W: 0.80m, H: 0.56m

£646



Modular Water Play Unit

IMAG-MOWAPLUN

L: 0.65m W: 0.65m (Water basins)

L: 1.00m, W: 0.21m (Channels)

£1,561



Water Wall

IMAG-WATWAL

L: 1.2m, W: 0.28m, H: 1.50m
(Height can be adjusted to suit)

£998



Water Play Panel With Pump

IMAG-WATPPAPU

L: 1.2m, W: 0.28m, H: 1.50m
(Height can be adjusted to suit)

£471



Sand Play

Sand play offers a rich medium for sensory exploration and imaginative play, essential for childhood development. Digging, molding, and building in the sand enhance fine motor skills and hand-eye coordination. It also stimulates cognitive growth as children experiment with concepts like volume, texture, and gravity.

Beyond its physical benefits, sand play promotes social skills through collaboration and shared creativity, making it a cornerstone of holistic childhood enrichment.



Standard Sandbox (with Hinged lids)

IMAG-STSAHILI

L: 2.40m, W: 1.80m, H: 0.48m

£629



Standard Sandbox (lift off lid)

IMAG-SLLSBO

L: 1.60m, W: 1.80m, H: 0.42m

£629



Large Timber Playhouse with Sandbox

IMAG-LTPHSB

L: 2.16m, W: 1.80m, H: 1.78m

£1,112



Sleeper Sandbox with Pulley

IMAG-SLSAPI-3M

L: 3.60m, W: 3.10m, H: 2.21m

£1,223



Pergola Roof Covered Sandbox

IMAG-SLSAPI-3MP

L: 3.60m, W: 3.10m, H: 2.21m

£1,616



Felt Roof Covered Sandbox

IMAG-SLSAPI-3MR

L: 3.60m, W: 3.10m, H: 2.21m


£2,631



Music & Sensory Play Panels

Our musical and sensory panels offer children an engaging way to explore sound, rhythm, melody, and various tactile and visual stimuli, enhancing creativity and self-expression. They promote sensory development, fine motor skills, and cognitive growth through patterns, sequencing, and cause-and-effect play.

These panels also encourage social skills and teamwork as children collaborate on sounds, rhythms, and shared sensory experiences. Sensory panels provide calming interactions that support emotional regulation, especially for children with sensory challenges. Beyond fun, they offer valuable tools for emotional expression, imaginative play, and holistic development.







Five Bells

IMAG-FIVBEL

L: 800mm, H: 595mm

£784



Cam Chimes

IMAG-CAMCHI

L: 800mm, H: 595mm

£681



Three Slider Bells

IMAG-THRSLI

L: 800mm, H: 595mm

£370



Musical Bongos

IMAG-MUSBON

L: 800mm, H: 595mm

£533



Spin Maracas

IMAG-SPIMAR

L: 800mm, H: 595mm

£498



Tongue Drum

IMAG-TONDRO

L: 800mm, H: 595mm

£688



Tube Glockenspiel

IMAG-TUBGLO

L: 800mm, H: 820mm

£655



Musical Shaker

IMAG-MUSSHAK

L: 800mm, H: 595mm

£501



Melody Wheel

IMAG-MELWHE

L: 800mm, H: 595mm

£414



Rock Band Set

IMAG-ROBASE

(Can be sold separately)

£6,143



Symphony Three Set

IMAG-SYMTHR

(Can be sold separately)

£6,152



Symphony Five Set

IMAG-SYMFIV

(Can be sold separately)

£5,042





Symphony Seven Set

IMAG-SYMSEV

(Can be sold separately)

£2,495



Multi Sensory Panel

IMAG-MULSENPAN

L: 800mm, W: 595mm

£362



Sensory Fidget Panel

IMAG-SEFIPAN

L: 800mm, W: 595mm

£362




Shimmer Butterfly

IMAG-SHIBUT

L: 800mm, W: 595mm

£252




Spiral Spin

IMAG-SPISPI

L: 800mm, W: 595mm

£192



Roller Ball

IMAG-ROLBA

L: 800mm, W: 595mm

£453



Flower Spinner

IMAG-FLOSPIN

L: 800mm, W: 595mm

£420



Colour Wheel Kaleidoscope

IMAG-COWHKA

L: 800mm, W: 595mm

£462




Rainbow Sky

IMAG-RAISKY

L: 800mm, W: 595mm

£360



Textured Turtle

IMAG-TEXTUR

L: 800mm, W: 595mm

£327



Wheel Whirlers

IMAG-WHEWHI

L: 800mm, W: 595mm

£375




Disco Ball

IMAG-DISBAL

L: 800mm, W: 595mm

£525



Clockwork

IMAG-CLOCKW

L: 800mm, W: 595mm

£684



Convex Mirror

IMAG-CONVM

L: 600mm, W: 1200mm

£404



Wobbly Mirror

IMAG-WOBMIR

L: 600mm, W: 1200mm

£430



Concave Mirror

IMAG-CONMIR

L: 600mm, W: 1200mm

£425



Playground Communication Panel

IMAG-PLCOPA

L: 800mm, W: 595mm

£401



Sign Language

IMAG-SILAPA

L: 1200mm, W: 800mm

£84



Large Communication Panel

IMAG-LACOPA

L: 1200mm, W: 800mm

£619



Braille Alphabet & Numbers

IMAG-BRALNUPA

L: 600mm, W: 1200mm

£84



Emotions Communications Panel

IMAG-EMOCOM

L: 800mm, W: 595mm

£401



Active Play

Our active play products, including climbing frames, balance boxes and obstacle sets provide children with exciting opportunities to develop physical skills while having fun. These products enhance gross motor skills, strength, and coordination as children climb, balance, and move through challenges.

Active play also promotes spatial awareness, problem-solving, and perseverance as children navigate obstacles and set personal goals. Beyond physical benefits, these activities foster confidence, resilience, and social interaction as children collaborate, take turns, and encourage one another. Our active play products create dynamic, engaging environments that support holistic growth and help build a strong foundation for lifelong health and well-being.





Activity Boxes

IMAG-ACTBOX
(Various sizes)

£1,420



EYFS Climber

IMAG-EYFCLI

L: 2.64m, W: 1.11m, H: 0.99m

£1,266



Sunrise

IMAG-SUNRIS

L: 3.25m, W: 1.70m, H: 2.45m

£2,197



Sunbeam

IMAG-SUNBEA

L: 3.25m, W: 1.70m, H: 2.45m

£1,524



Challenger Set

IMAG-CHASET

(Items can be sold separately)

£6,415



Adventure Set

IMAG-ADVSET

(Items can be sold separately)

£4,196



Explorer Set

IMAG-EXPSET

(Items can be sold separately)

£3,005



Basic Crawl Tunnel

IMAG-BACRTU

L: 1.24m, W: 0.81 H: 0.79m

(Larger length available)

£768



Shooting Star Crawl Tunnel

IMAG-SHSTCRTU

L: 1.23m, W: 1.22, H: 1.20m
(Larger length available)

£1,788



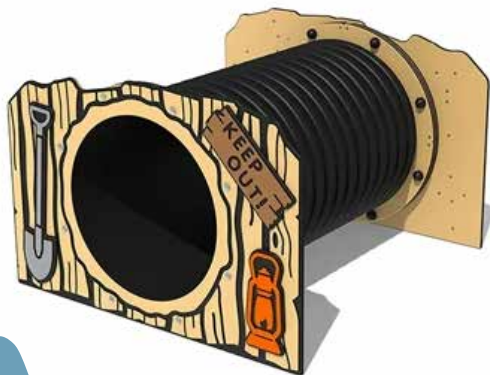
Woodland Crawl Tunnel

IMAG-WOCRTU

L: 1.24m, W: 1.20, H: 0.80m
(Larger length available)

£909





Adventure Crawl Tunnel

IMAG-ADCRTU

L: 1.24m, W: 1.20, H: 0.79m

(Larger length available)

£1,106



Multiplay Single Tower

IMAG-MUSITO

L: 2.59m, W: 1.82m, H: 2.16m

£3,474



Multiplay Double Tower

IMAG-MUDOTO

L: 3.54m, W: 3.22m, H: 2.80m

£7,067



Multiplay Triple Tower

IMAG-MUTRTO

L: 5.42m, W: 3.90m, H: 3.10m

£12,267





PLAYGROUND IMAGINEERING

Playground Imagineering Ltd
A private limited company incorporated in England
under company number 06800512.

Registered at Unit 10 Willow Court,
West Quay Road,
Winwick Warrington Cheshire WA2 8UF.

✉ sales@playgroundimagineering.co.uk

☎ 01925 648959



DBS (formerly CRB)
CHECKED
Disclosure and Barring Service

