

Activity Pack



PLAYGROUND IMAGINEERING





Whats Inside?

Thank you for expressing interest in our activity pack. We're excited to share with you what we have included, as we hope this will help to engage your pupils in the process of designing and sharing their ideas for their future playground.

Engaging Activities

To kickstart your pupils' engagement in envisioning their playground, we've included a word search, maze and spot the difference puzzle. These puzzles serve as an exciting way to prompt your pupils to start considering various elements of their future play space

Risk Assessment

It's time to grab your clipboards, hi-vis vests, hard hats and go outside! Your pupils can take part in a risk assessment, which will empower them to take ownership of their safety and promote awareness and responsibility.

It's important for children to understand that while some activities might be more risky than others, with proper caution and supervision, they can still have fun and enjoy their time on the playground. This can help them learn to make safe choices and understand the importance of being aware of potential dangers while playing.

Ideas Sheet

This allows pupils to jot down ideas or illustrate how they envision their playground. Each pupil can feel they've had their own input in the creative process of designing their future playground.

Product Page

For the final task, we've grouped age-appropriate product images for both pupils and teachers to review and encourage you to voice your preferences. Through interactive activities like cutting and pasting, you can actively participate in shaping the visual concept of your dream playground.

We've showcased just a select few items from our product ranges, so please don't let this limit your choices. Behind the scenes, we have an abundance of options available, including a bespoke service that allows us to create designs specifically tailored to your needs and preferences, catering to all age groups.

We trust that these activity sheets will assist teachers in involving their pupils in the decision-making process, but ultimately, the decision to utilise them rests with you. Our aim is to offer help on how to generate input from your pupils, ensuring that these resources are supportive and adaptable to your needs and preferences.

Puzzle Games

Name: _____

Class: _____

Word Search


Your job is to find the words hidden in the grid. Look carefully at the list of words on the side, and see if you can find them in the grid. When you find a word, circle it with your pencil. Have fun exploring the puzzle!

| | | | | | | | | | | | | |
|---|---|---|---|---|---|---|---|---|---|---|---|---|
| D | H | A | H | C | A | G | I | P | H | D | B | A |
| E | D | R | E | S | P | E | C | T | S | I | P | H |
| A | L | E | S | T | H | Y | Z | A | B | T | O | O |
| K | W | H | V | R | T | E | A | A | W | N | Q | D |
| O | D | A | T | E | A | M | W | O | R | K | Q | O |
| I | N | Z | F | N | L | E | A | R | N | O | G | V |
| P | L | A | T | G | R | O | U | N | D | Q | S | Y |
| L | S | R | X | T | R | N | P | Q | E | A | R | R |
| Q | K | D | F | H | V | A | R | U | H | E | L | A |
| H | I | M | A | G | I | N | A | T | I | O | N | Q |
| E | L | G | C | N | A | H | R | G | D | E | B | A |
| A | L | T | A | R | L | O | H | N | G | S | L | U |
| U | L | E | I | A | C | H | I | E | V | E | H | I |

IMAGINATION
PLAY
SKILL
TEAMWORK
LEARN
ACHIEVE
DEVELOP
HAZARD
SAFETY
PLAYGROUND
STRENGTH
RESPECT

Maze

Help Amy find her way through the maze, to get to the Playground. Use your pen to follow the path through the twists and turns until you reach the end.



Puzzle Games

Name: _____

Class: _____

Spot the Difference

You'll see two pictures below: the picture on the left is the original, and the one on the right has 7 differences. Look closely at the picture on the right to find all 7 things that are different compared to the first picture and circle them with a pencil. Let's have fun finding them together!



Risk Assess Your Playground

Name: _____
Class: _____

It's time to risk assess your playground! Mark the checkboxes as you discover any of the risks listed below. We want you to explain what harm could be caused, how the risk can be reduced and rate it out of 10 (1 being the lowest and 10 being the highest)

Rubbish



What are the risks? How can you fix or reduce the risk?

Rate the risk: 1 2 3 4 5 6 7 8 9 10

Broken Equipment



What are the risks? How can you fix or reduce the risk?

Rate the risk: 1 2 3 4 5 6 7 8 9 10

Slippery & Uneven Surfaces



What are the risks? How can you fix or reduce the risk?

Rate the risk: 1 2 3 4 5 6 7 8 9 10

Broken Branches



What are the risks? How can you fix or reduce the risk?

Rate the risk: 1 2 3 4 5 6 7 8 9 10

Animal Mischief



What are the risks? How can you fix or reduce the risk?

Rate the risk: 1 2 3 4 5 6 7 8 9 10

Untidy Areas



What are the risks? How can you fix or reduce the risk?



Rate the risk: 1 2 3 4 5 6 7 8 9 10

We want your ideas!


Name: _____

Class: _____

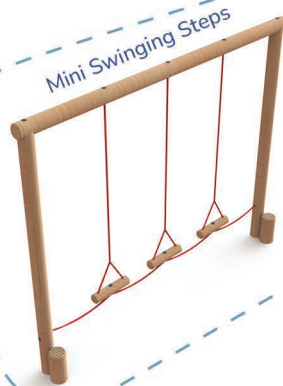
Use the empty space below to write down words or draw pictures that will show how you imagine your future playground to look. This is your opportunity to express your thoughts and creativity, to help us create the best playground for you!



Product Page (EYFS Page 1)




Mini Burma Bridge



Mini Swinging Steps



Mini Traverse Wall



Mini Up & Over



Mini Parallel Ropes



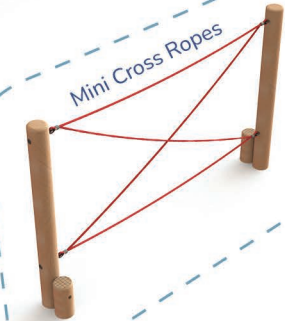
Mini Balance Beam



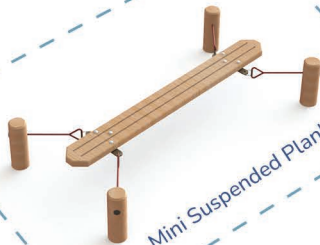
Mini Slalom



Mini Monkey Bars



Mini Cross Ropes




Mini Suspended Plank



Mini Trapeze



Mini Tyre Traverse




Mini Hurdles

Product Page (EYFS Page 2)



Hamsterley



Sorella



Galloway



Sunrise



Tunnel Mound with Slide



Sunbeam



Discovery Hut



Sunshine



Tunnel Mound

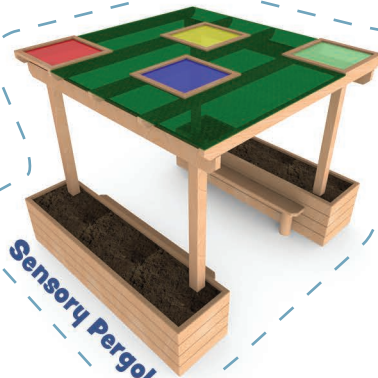


Play Boat

Product Page (EYFS Page 3)



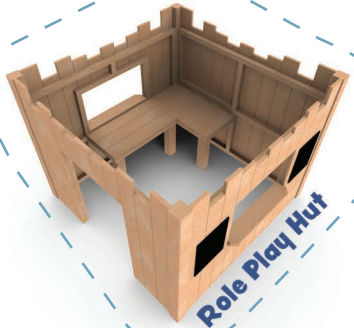
Rocky Riverbed



Sensory Pergola



Large Timber Playhouse (Chadwell)



Role Play Hut



Large Timber Playhouse (Hut)




Sandbox with felt roof




Playhouse with sandbox



Modular Water Play








Water Wall with Table



Waterplay Area

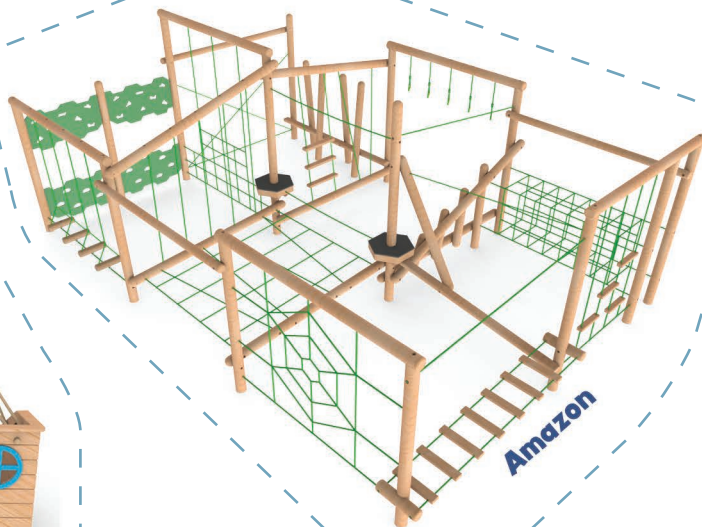
Product Page (EYFS Page 4)



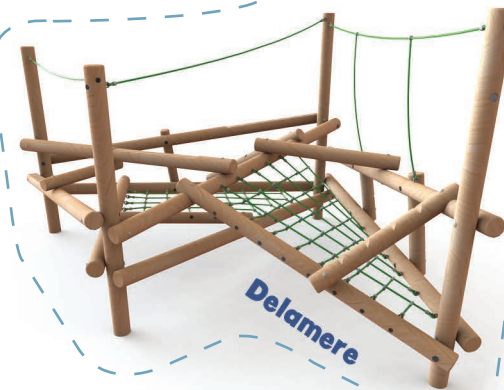
Product Page (KS1 Page 1)



Play Boat




Amazon




Delamere



Sherwood



Brecon


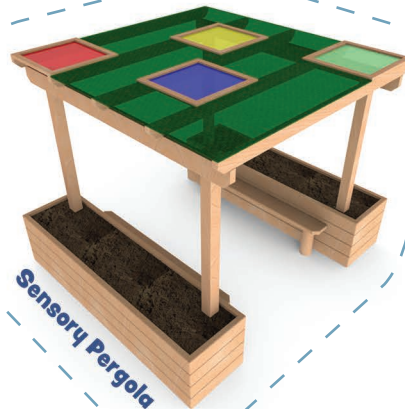

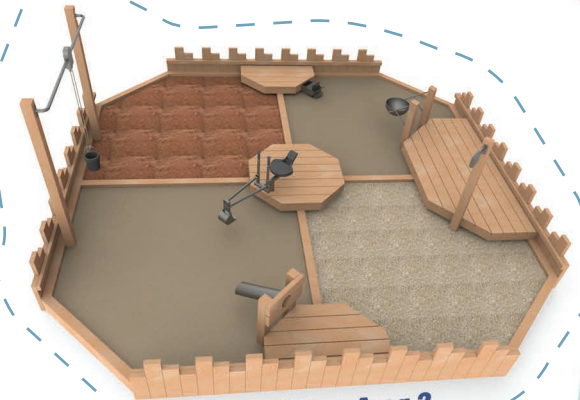


Embankment slide & Ramps



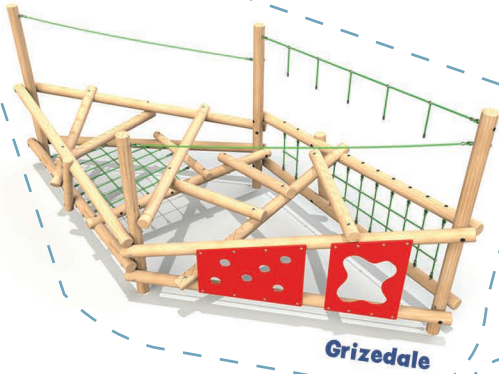
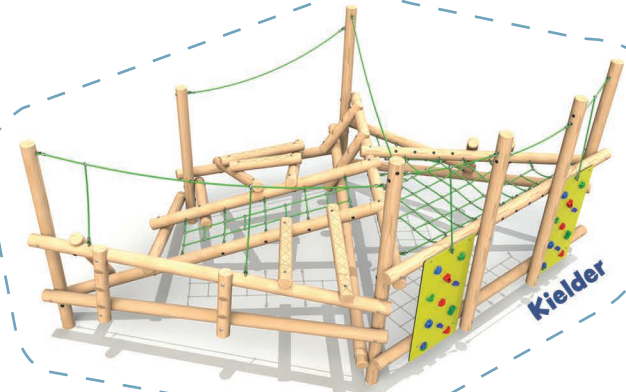


Junior Ship

Product Page (KS1 Page 2)



Product Page (KS2 Page 1)



Product Page (KS2 Page 2)

Double Health Walker



Double Slalom Skier



Horse Rider



ENERGISE Multi Gym



Motiv8 Multi Gym




Arm & Pedal Bicycle



Activ8 Multi Gym



Integr8 Multi Gym



Embankment slide & Ramps

Product Page

(KS2 Page 3)

Rower



Tai Chi Discs



**Spacesaver
Multi Gym**



**Double Sit Up
Bench**



Leg Stretch



Waist Twister



**Double Strength
Challenger**



Sky Stepper

